

SOUTH BAY WATER RECYCLING (SBWR) STANDARD NOTES FOR ON-SITE RECYCLED WATER IRRIGATION SYSTEMS:

1. PRIOR TO RECEIVING RECYCLED WATER, THE SITE MUST BE PERMITTED BY SOUTH BAY WATER RECYCLING (SBWR). A PERMIT WILL BE GRANTED AFTER:
- INSPECTION BY CITY OF MILPITAS PUBLIC WORKS INSPECTION HAS BEEN COMPLETED SHOWING CONFORMANCE WITH SBWR RULES AND REGULATIONS;
 - A FINAL ON-SITE INSPECTION HAS BEEN CONDUCTED TO CONFIRM THAT ALL REQUIREMENTS HAVE BEEN MET;
 - SITE HAS PASSED REQUIRED CROSS-CONNECTION TEST PERFORMED BY A CERTIFIED AWWA CROSS-CONNECTION SPECIALIST;

THE OWNER'S OR TENANT'S REPRESENTATIVE MUST ALSO COMPLETE A SITE SUPERVISOR TRAINING CLASS OFFERED BY SBWR IN ORDER TO RECEIVE A PERMANENT PERMIT. IN THE INTERIM BETWEEN CONNECTION AND TRAINING, THE TENANT OR OWNER WILL RECEIVE A TEMPORARY RECYCLED WATER PERMIT.

CONTACT SBWR AT (408) 277-3671 FOR FURTHER INFORMATION.

2. ALL WORK SHALL CONFORM TO EXISTING REGULATIONS INCLUDING BUT NOT LIMITED TO:
- SOUTH BAY WATER RECYCLING (SBWR) RULES AND REGULATIONS
 - DEPARTMENT OF HEALTH SERVICES REGULATIONS

3. CHANGES MADE TO THE APPROVED IRRIGATION PLANS SHALL BE SUBMITTED TO THE CITY OF MILPITAS FOR REVIEW AND APPROVAL BY SBWR AT LEAST 2 WEEKS PRIOR TO START OF CONSTRUCTION.

4. AT LEAST TWO DAYS PRIOR TO START OF CONSTRUCTION, CONTRACTOR AND CITY OF MILPITAS PUBLIC WORKS INSPECTOR SHALL HOLD A PRE-CONSTRUCTION MEETING. TO SCHEDULE MEETING, CONTACT PUBLIC WORKS INSPECTION AT (408) 586-2884.

5. NOTIFY PUBLIC WORKS INSPECTOR A MINIMUM OF AT LEAST 48 HRS BEFORE WORK BEGINS. PUBLIC WORKS INSPECTOR MUST INSPECT AND/OR VERIFY:
- PRESENCE OF PROPER BACKFLOW PREVENTION AT ALL POTABLE POINTS OF CONNECTION;
 - NEW UNDERGROUND PIPING (LABELING, CLEARANCES, BURIAL DEPTH, SLEEVING);
 - INSTALLATION OF SIGNS, TAGS, AND CONTROLLER DECALS;
 - REQUIRED TEMPORARY CONNECTION TO POTABLE WATER SERVICE; IN MOST CASES, THE SITE'S IRRIGATION SYSTEM MUST BE CONNECTED TO A TEMPORARY SOURCE OF POTABLE WATER IN ORDER TO CONDUCT REQUIRED CROSS-CONNECTION TEST;
 - SITE PASSED REQUIRED CROSS-CONNECTION TEST PERFORMED BY A CERTIFIED AWWA CROSS-CONNECTION SPECIALIST;
 - NEW METER INSTALLATION: PRIOR TO RECEIVING RECYCLED WATER, PUBLIC WORKS INSPECTOR MUST INSPECT THE DISCONNECTION OF THE SITE'S IRRIGATION SYSTEM FROM THE TEMPORARY POTABLE WATER SUPPLY, AND THEN INSPECT THE CONNECTION OF THE SYSTEM TO THE RECYCLED WATER METER.

6. NO CROSS-CONNECTIONS BETWEEN THE POTABLE AND RECYCLED WATER SYSTEMS ARE PERMITTED.

7. ALL ON-SITE BURIED RECYCLED WATER PIPING SHALL BE IDENTIFIED BY ONE OF THE FOLLOWING METHODS:
- USING PURPLE-COLORED PVC PIPE WITH CONTINUOUS WORDING: "CAUTION - RECYCLED WATER" PRINTED ON OPPOSITE SIDES OF THE PIPE; PIPE SHALL BE LAID WITH WORDING FACING UPWARDS;
 - WARNING TAPE WITH A MINIMUM WIDTH OF 3 INCHES READING: "CAUTION - RECYCLED WATER" (IN BLACK OR WHITE LETTERING ON PURPLE BACKGROUND) SHALL RUN CONTINUOUSLY ON TOP OF PIPING AND SHALL BE ATTACHED TO PIPING WITH PLASTIC TAPE BANDED AROUND THE WARNING TAPE AND THE PIPE EVERY 5 FEET ON CENTER;
 - BLUE-COLORED PVC PIPE SHALL NOT BE USED UNLESS THE BLUE COLOR IS COMPLETELY OBSCURED BY ENCASEMENT OF THE PIPE WITH PURPLE POLYETHYLENE WRAP OR OTHER METHODS APPROVED BY SBWR.

8. PVC PIPE: CONSTANT-PRESSURE MAINLINE PIPING 1 1/2 INCHES AND SMALLER SHALL BE SCHEDULE 40; CONSTANT-PRESSURE MAINLINE PIPING 2 INCHES AND LARGER SHALL BE CLASS 315; INTERMITTENT-PRESSURE LATERAL PIPING SHALL BE CLASS 200 OR SCHEDULE 40. COPPER PIPE SHALL BE TYPE "K".

9. ALL ON-SITE RECYCLED WATER PIPING SHALL BE BURIED TO A MINIMUM DEPTH FROM FINISHED GRADE TO TOP OF PIPE (MINIMUM COVER) OF:
- PRESSURIZED LINES 3 INCHES AND LARGER 24 INCHES
 - PRESSURIZED LINES 2 1/2 INCHES AND SMALLER 18 INCHES
 - INTERMITTENT-PRESSURE LINES 12 INCHES

10. ALL RECYCLED WATER PIPING OTHER THAN PVC PIPING WITH SOLVENT WELDED JOINTS SHALL BE PROTECTED AGAINST MOVEMENT WITH THRUST BLOCKS OR RESTRAINED JOINTS OR OTHER APPROVED METHOD PER SBWR DETAILS.

11. MAINTAIN A 10-FOOT HORIZONTAL SEPARATION BETWEEN BURIED PRESSURIZED RECYCLED WATER IRRIGATION PIPING AND BURIED POTABLE WATER PIPING UNLESS OTHERWISE NOTED. AT PIPE CROSSINGS: BURIED PRESSURIZED RECYCLED WATER IRRIGATION PIPING MUST BE 12 INCHES BELOW POTABLE WATER LINES. PRESSURIZED RECYCLED WATER PIPELINES ARE ALLOWED OVER POTABLE WATER PIPELINES WITH A MINIMUM OF 12 INCHES VERTICAL SEPARATION IF A FULL STANDARD PIPE LENGTH IS CENTERED OVER THE CROSSING, OR THE RECYCLED WATER PIPELINE IS INSTALLED IN A PIPE SLEEVE WHICH EXTENDS A MINIMUM OF 10 FEET ON EITHER SIDE OF THE POTABLE WATER PIPING. INTERMITTENTLY PRESSURIZED IRRIGATION LATERALS MAY BE LOCATED A MINIMUM OF 12 INCHES ABOVE POTABLE WATER PIPELINES WITHOUT SLEEVING.

12. ALL RECYCLED WATER SYSTEM REMOTE CONTROL VALVES, ISOLATION VALVES, QUICK COUPLING VALVES, STRAINERS, AND PRESSURE-REGULATING VALVES SHALL BE INSTALLED BELOW GRADE IN VALVE BOXES. GREEN, BLACK, OR PURPLE-COLORED BOXES AND LIDS ARE ACCEPTABLE. VALVE BOXES SHALL HAVE A WARNING LABEL OR NAMEPLATE PERMANENTLY MOLDED INTO OR ATTACHED ONTO THE LID WITH RIVETS, SCREWS, OR BOLTS. WARNING LABELS SHALL BE PER SBWR STANDARD DETAILS.

13. QUICK-COUPLING VALVES SHALL BE PER SBWR STANDARD DETAILS.

14. NO HOSE BIBS ARE ALLOWED ON THE RECYCLED WATER IRRIGATION SYSTEM. ANY EXTERIOR HOSE BIBS SERVED WITH POTABLE WATER MUST BE LABELED PER SBWR STANDARD DETAILS.

15. ALL RECYCLED WATER METERS, DEVICES, AND VALVES - E.G. ISOLATION VALVES, IRRIGATION CONTROLLERS, REMOTE CONTROL VALVES, PRESSURE REGULATING VALVES, QUICK COUPLING VALVES, ETC., - SHALL BE TAGGED PER SBWR STANDARD DETAILS.

16. LABEL ALL POTABLE WATER METERS AND ABOVE GROUND POTABLE WATER PIPES/ DEVICES (BACKFLOW PREVENTERS, HOSE BIBS, ETC.) WITH TAGS OR LABELS READING: "POTABLE WATER" IN BLACK LETTERS ON BLUE BACKGROUND, PER SBWR DETAILS.

17. ALL RECYCLED WATER IRRIGATION SYSTEMS SHALL HAVE THE FOLLOWING:
- A WYE STRAINER (WITH A 20-MESH OR FINER SCREEN) INSTALLED AS CLOSE AS PRACTICABLE TO THE RECYCLED WATER METER BOX,
 - A PRESSURE -REGULATING VALVE INSTALLED IMMEDIATELY DOWNSTREAM OF THE STRAINER (UNLESS OTHERWISE DIRECTED BY SBWR),
 - THESE COMPONENTS SHALL BE INSTALLED WITH ISOLATION VALVES TO FACILITATE MAINTENANCE.

18. RECYCLED WATER ADVISORY SIGNS SHALL BE PER SBWR STANDARD DETAILS AND SHALL BE POSTED PER LOCATIONS SHOWN ON IRRIGATION PLANS.

19. INSTALLATION OF DIRECT INJECTION SYSTEMS ON THE RECYCLED WATER IRRIGATION SYSTEM IS NOT PERMITTED.

20. NO DRINKING FOUNTAINS OR EATING AREAS ARE ALLOWED IN THE APPROVED RECYCLED WATER USE AREA UNLESS ADEQUATELY PROTECTED FROM OVERSPRAY.

21. ALL RECYCLED WATER METERS WILL BE SET BY THE LOCAL WATER UTILITY AFTER:
- THE SITE'S OWNER, DEVELOPER, OR CONTRACTOR HAS APPLIED FOR RECYCLED WATER SERVICE WITH THE LOCAL WATER UTILITY, THE WATER SERVICE AGREEMENT HAS BEEN APPROVED, AND ALL APPLICABLE FEES HAVE BEEN PAID,
 - THE WATER UTILITY HAS RECEIVED AUTHORIZATION FROM SBWR TO SET RECYCLED WATER METERS.

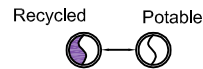
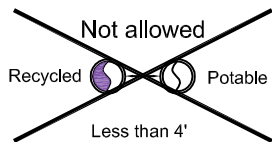
22. NO OVERSPRAY OR RUNOFF OF RECYCLED WATER IS ALLOWED ON ANY NON-APPROVED USE AREA. PONDING OF RECYCLED WATER DUE TO IRRIGATION IS NOT ALLOWED IN ANY AREA. UPON RECEIVING RECYCLED WATER, THE ON-SITE RECYCLED WATER IRRIGATION SYSTEM MUST PASS A COVERAGE TEST PERFORMED BY PUBLIC WORKS INSPECTOR.

23. CONTRACTOR SHALL SUBMIT AS-BUILT IRRIGATION PLANS TO PUBLIC WORKS INSPECTOR WITHIN 90 DAYS OF SITE RECEIVING RECYCLED WATER.

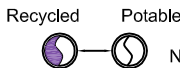
CITY OF MILPITAS GENERAL NOTES FOR RECYCLED WATER IRRIGATION SYSTEM:

- PURPLE PIPE MUST NOT BE STORED WHERE EXPOSED TO SUNLIGHT.
- RECYCLED WATER METER MUST NOT BE SET UNTIL THE FOLLOWING ITEMS ARE COMPLETED SATISFACTORILY:
 - CROSS CONNECTION TEST
 - IDENTIFICATION OF RECYCLED WATER SYSTEM.
 - INSPECTION CHECKLIST COMPLETED BY THE INSPECTORS.
- THE IRRIGATION SYSTEM DESIGN PRESSURE IS 60 PSI. THE ULTIMATE PRESSURE OF THE RECYCLED WATER SYSTEM IS ANTICIPATED TO BE 60 PSI MAXIMUM AT THE METER. UNTIL BUILD OUT (ULTIMATE), THE INTERIM PRESSURE IS HIGHER AND A PRESSURE REGULATOR WITH WYE STRAINER IS REQUIRED.
- IRRIGATION SYSTEM MUST BE INSTALLED TO PREVENT RUNOFF AND PONDING. OVERSPRAY OF RECYCLED WATER TO PUBLIC AREAS IS NOT PERMITTED (SIDEWALK, PARKING AREAS, EATING AREAS, ETC.).
- ADVISORY SIGNS MUST BE INSTALLED AS SHOWN ON THE PLANS. IF THE IRRIGATION SYSTEM IS BEING INSTALLED IN PREPARATION FOR FUTURE RECYCLED WATER SYSTEM, THEN ALL REQUIREMENTS MUST BE COMPLIED EXCEPT THE ADVISORY SIGNS ARE NOT INSTALLED AND THE RECYCLED WATER METER IS NOT INSTALLED. WHEN THE RECYCLED WATER IS READY TO BE DELIVERED (METER), THE ADVISORY SIGNS MUST BE INSTALLED AND THE CHECKLIST ITEMS MUST BE VERIFIED FOR COMPLIANCE.
- NOTIFY THE PUBLIC WORKS INSPECTION AT (408) 586-2884 AT LEAST 48 HOURS PRIOR TO:
 - BACKFILL OF PIPE TRENCHES
 - PRESSURE TEST
 - COVERAGE TEST
- RECORD DRAWINGS (4 SETS FOR ON-SITE IRRIGATION SYSTEM, MYLAR FOR OFF-SITE IRRIGATION SYSTEM- SEE PUBLIC WORKS RECORD DRAWING PROCESS) OF THE COMPLETED RECYCLED IRRIGATION SYSTEM MUST BE SUBMITTED TO ENGINEERING LAND DEVELOPMENT SECTION.
- ENGINEERING SECTION WILL NOT RELEASE FOR OCCUPANCY (FINAL INSPECTION IF NONRESIDENTIAL) BY BUILDING DEPARTMENT UNTIL ALL REQUIREMENTS ARE COMPLIED. IF OFF-SITE, ENGINEERING SECTION WILL NOT ACCEPT THE PUBLIC IMPROVEMENTS UNTIL ALL REQUIREMENTS ARE COMPLIED.
- CERTIFICATE OF SUBSTANTIAL COMPLETION (PART OF WATER EFFICIENT ORDINANCE REQUIREMENT) MUST BE SUBMITTED TO THE CITY BUILDING INSPECTOR PRIOR TO FINAL OCCUPANCY.

REQUIREMENTS FOR HORIZONTAL PIPELINE SEPARATION



(See Construction Requirements)



No special construction requirement

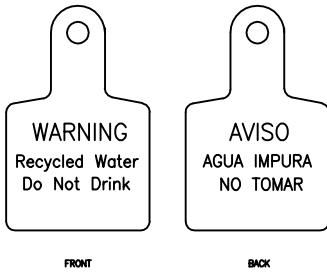
Horizontal Separation	
Pressurized Recycled Water/Potable Water	
Pipe Separation	Construction Requirements
Less than 4'	Not allowed
4' - 10'	Solvent welded PVC pipe on recycled water system Restrained PVC pipe for recycled or potable of larger than 4" Restrained ductile iron pipe on recycled water system Soldered copper pipe on recycled water system Sleeve potable pipe or Sleeve recycled pipe
Greater than or equal to 10'	No special construction requirement
Non-Pressurized Recycled Water/Potable Water	
Less than 1'	Not allowed

Must meet one of these requirements:

- Solvent-welded PVC pipe on recycled water system
- Restrained joint PVC pipe for recycled or potable
- Restrained joint ductile iron pipe on recycled water system
- Soldered copper pipe on recycled water system
- Sleeve potable pipe
- Sleeve recycled pipe

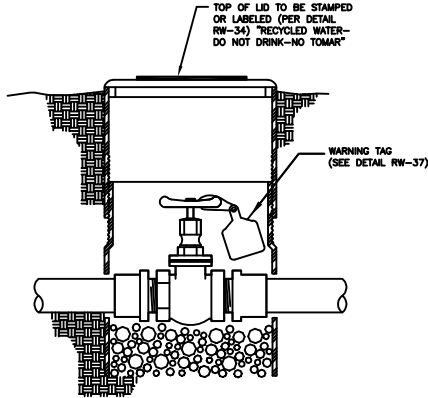
SEE HORIZONTAL SEPARATION REQUIREMENTS

IDENTIFICATION OF RECYCLED WATER WARNING TAG

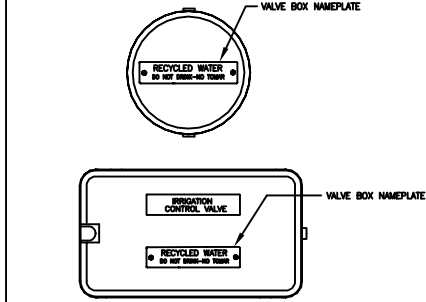


SAMPLE WARNING TAG. BACKGROUND PURPLE (PANTONE 512) WITH BLACK LETTERING.

IDENTIFICATION OF ISOLATION GATE VALVE (3" OR SMALLER) WITH WARNING TAG



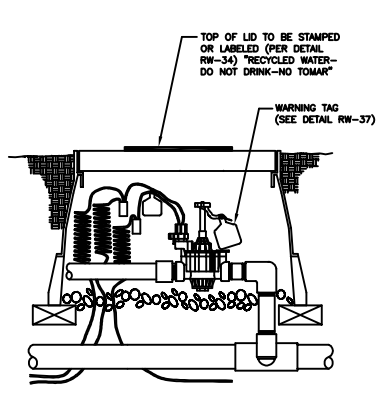
IDENTIFICATION OF QUICK COUPLING VALVE WITH WARNING TAG



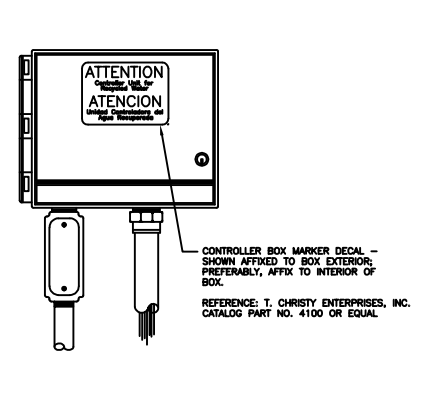
REFERENCE: T. CHRISTY ENTERPRISES, INC. CATALOG PART NO. 3600 OR EQUAL

IDENTIFICATION OF IRRIGATION BOX COVERS/LIDS WITH WARNING SIGN

IDENTIFICATION OF REMOTE CONTROL VALVE WITH WARNING TAG

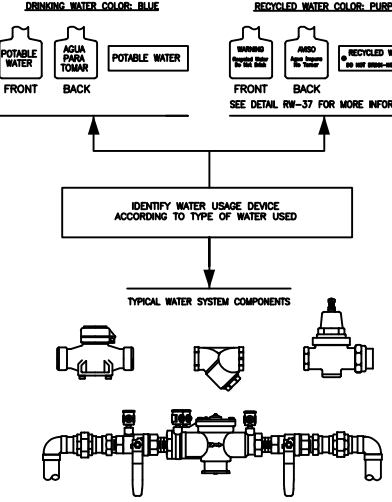


IDENTIFICATION OF IRRIGATION SYSTEM CONTROLLER WITH ADVISORY WARNING DECAL



CONTROLLER BOX MARKER DECAL -- SHOWN AFFIXED TO BOX EXTERIOR; PREFERABLY, AFFIX TO INTERIOR OF BOX. REFERENCE: T. CHRISTY ENTERPRISES, INC. CATALOG PART NO. 4100 OR EQUAL

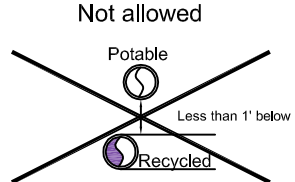
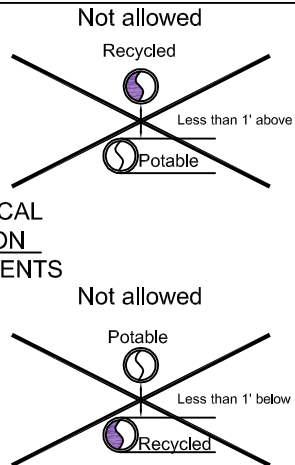
IDENTIFICATION OF WATER CONTROL DEVICES WITH WARNING TAG



REQUIREMENTS FOR VERTICAL PIPELINE SEPARATION

Vertical Separation	
Pressurized Recycled Water/Potable Water	
Pipe Separation	Construction Requirements
Less than 1' below potable	Not allowed
Greater than or equal to 1' below potable	No special construction required
Less than 1' above potable	Not allowed
Greater than or equal to 1' above potable	Depth of cover requirement has to be satisfied. A full standard pipe length is centered over the crossing, or the recycled pipe is sleeved for the same length
Non-Pressurized Recycled Water/Potable Water	
Less than 1' under potable	Not allowed
Less than 1' above potable	Not allowed
Greater than or equal to 1' above or below potable	Depth of cover requirement has to be satisfied.

SEE VERTICAL SEPARATION REQUIREMENTS



South Bay Water Recycling Recommendation for Approval

Date

Department of Health Services Approval

Date

STANDARD ON-SITE NOTES & DETAILS



Project

File No.

Sheet ____ of ____